



SHOTCRETE TRUCK WITH BOOM **CONCRETE PUMPS FOR WET-MIX SHOTCRETE**

**SCREED • PLASTER • GROUT • CONCRETE • SHOTCRETE • PLANT
BLASTING • ROADHEADER • ATEX**



INNOVATIVE - QUALIFIED - TRUSTED

www.tekkok.com.tr

TEKKÖK is a registered trademark

TEKKÖK®

SHOTCRETE PUMP ON TRUCK

We offer innovative solutions for shotcreting underground and upground with SHW-2200 shotcrete pump with boom built-on 4x4 WD truck. It is offered with 4-22 m³/h output rate. We use the technological improvement and opportunities of our era in the design of our products. As a brand name **TEKKÖK®** means innovation, quality and trust.

SCREW PUMP FOR DOSING

We offer screw-type dosage pump for non-stop working, longer life time and economical cost of replacement. Its rate is set by the remote control. It is easy to change its setting at any time during operation.

TEKKÖK® CONCRETE PUMPS: IMPROVED TECHNOLOGY POWERFUL - DURABLE- STRONG

Our concrete pumps are equipped with high quality, unique and innovative technologies. They are strong and powerful machines. The system of our pumps is designed in a way to reach to the maximum power with the lowest energy consumption. It is possible to pump various concrete designs effectively.

HORIZONTAL CONVEYING VERTICAL CONVEYING SHOTCRETE REFRACTORY SHOTCRETE TUNNEL-MINE STABILIZATION GEOTECHNICAL STABILIZATION FOUNDATION AND GROUND HIGHWAY RETAINING WALL

CP Series CONCRETE PUMPS

The ergonomic design gives sensitive reaction to the interaction with the operator for all actions. It is equipped with strong and durable hydraulic pistons, delivery cylinders and wear parts which promise a longer use time. The requirements for the periodical maintenance which provides longer use time of spare parts are lightened and eased. It is enriched with the plus features equipped as standard on each model.

STANDARD PLUS FEATURES

Electrical box due job safety requirements
Emergency stop button
Remote control with cable
2-piston pump with s-valve
Reversibility at any point in stroke
Adjustable output rate
High pressure due to the concrete class
Hard chromed concrete cylinders
Hard steel hydraulic pistons
Long lasting wear parts
Agitator at the concrete hopper
Vibrator at the concrete hopper
Semi-automatic lubricator
Heavy-duty lifters
Heavy-duty steel frame
Frame on wheels
Wide stance for easy towing
Hydraulic lifters

OPTIONAL ADDITIONS

Concrete hopper extension
Remote control with radio frequency
Automatic central lubricator
Water wash-out pump
Custom painting
Custom specifications (tailor-made)
Air compressor
Additive tank heater
Skid mounting (for inst. to other truck)
Stationary boom (for inst. to other truck)

TEKKÖK® SHW-2200 SHOTCRETE TRUCK WITH BOOM

www.tekkok.com.tr

GENERAL FEATURES

| Dimensions | |
|---|--|
| Lenght | 6600 mm |
| Width | 2150 mm |
| Height | 2900 mm |
| Weight | 9650 kg (11000 with built-in compressor) |
| Climbing | Hydrostatic 40° max. / Powershift 25° max. |
| Input angle | 18° |
| Output angle | 16° |
| Due to the ground while driving; | |
| Maximum vertical / horizontal slope | 35% / 10% |
| Turning angle (out) / (in) | 6650 mm / 3950 mm |

SHOTCRETE BOOM

| Telescopic shotcrete boom | |
|---------------------------------------|--|
| Maximum spraying distance | Vertical / Horizontal 11.75 m / 9.75 m |
| Spraying Range of Robojet Manipulator | Height / Wdith 4 - 14 m / 25 m |
| Boom sections | 4-section, proportional hydraulic |
| Telescopic stroke | 2 m |
| Axle number / free movement degree | 6 |
| Maximum boom angle | +65° / -40° |
| Shotcrete head; | |
| Rotation | 360° |
| Inclination | 240° |
| Spraying head | 10° management |
| Lighting armatures | 24 V / 45 W spotlights |

CONCRETE PUMP

| CP Series Concrete Pump | |
|--------------------------------|--|
| System | 2-piston, hydraulic |
| Maximum output rate | 22 m ³ /h (4 - 22 m ³ /h adjustable) |
| Maximum pumping pressure | 65 bar |
| Maximum aggregate size support | 16 mm |
| Electric motor power | 37 kW |
| Electrical requirement | 380 V / 50 Hz |
| Concrete hopper; | |
| Volume | 350 lt |
| Filling height | 1400 mm |
| Lighting armatures | 24 V / 70 W spotlights |
| Water pump | 30 lt/min with 300 lt water tank |

DOSAGE (ADDITIVE) PUMP

| Dosage Pump (simultaneously adjustable with the concrete pump) | |
|--|---------------|
| Adjustable delivery rate | 50 – 600 lt/h |
| Maximum pumping pressure | 25 bar |
| Additive tank volume | 1000 lt |

TRUCK

| 4x4 off-road vehicle with articulated frame | |
|---|--|
| Engine | 4-cylinder turbo diesel / 54.7 kW @ 2,600 rpm |
| Gearing | Hydrostatic |
| Gear box | 2-speed in 2 directions |
| Steering | Front control, articulated frame, crab-walking |
| Powertrain | 4x4 WD |
| Maximum speed | 17 km/h |
| Breaking system | 4-wheel oil-type multiple-disc brake system |
| Driver's cab | Adjustable seat, suspension, safety belt |
| Hydraulic oil tank volume | 350 lt |
| Diesel oil tank volume | 120 lt |
| Tyre size | 12.5 / 80 – 18 |
| Electrical equipment | 2 x accumulator, 12 V / 70 A |
| Lighting armatures | 24 V / 70 W spotlights |

AIR COMPRESSOR

| WM Series Air Compressor | |
|--------------------------|---|
| Electric-driven | 55 kW / 7 bar / 9.5 m ³ /min (336 cfm) |
| Diesel-driven | 54.7 kW / 7 bar / 9.5 m ³ /min (336 cfm) |

SHW2200

SHW-2200 model of the SPRAYMASTER series is operated electrically whereas its trailer is diesel driven. It is optionally available with a powerful air compressor built into its chassis.

SHW2200+

SHW-2200+ which is the plus model of the SPRAYMASTER series is ideal for mechanized wet mix shotcreting underground and upground, offering the same level of sturdiness with the optional air compressor built into its chassis as standard equipment. The unit includes the option of an air compressor built into the chassis.

SPRAYING ARM: STRONG, DURABLE ERGONOMIC AND REACH

With a vertical spraying reach of 10 m, the spraying arm provides the operator with high-speed reaction and precision in the telescopic arm opening and closing, raising and turning movements through a more ergonomic design. The new arm design is reinforced with more strong and durable hydraulic cylinders promising longer lifetime. The hydraulic cylinders of the telescopic arm have been fitted externally and covered for full protection. In this way, easy access is available for maintenance without forgoing protection of the machine.

CP Series CONCRETE PUMPS

The ergonomic design gives sensitive reaction to the interaction with the operator for all actions. It is equipped with strong and durable hydraulic pistons, delivery cylinders and wear parts which promise a longer use time. The requirements for the periodical maintenance which provides longer use time of spare parts are lightened and eased. It is enriched with the plus features equipped as standard on each model.

STANDARD PLUS FEATURES

- Electrical box due job safety requirements
- Emergency stop button
- Remote control with cable
- 2-piston pump with s-valve
- Reversibility at any point in stroke
- Adjustable output rate
- High pressure due to the concrete class
- Hard chromed concrete cylinders
- Hard steel hydraulic pistons
- Long lasting wear parts
- Agitator at the concrete hopper
- Vibrator at the concrete hopper
- Semi-automatic lubricator
- Heavy-duty lifters
- Heavy-duty steel frame
- Frame on wheels
- Wide stance for easy towing
- Hydraulic lifters

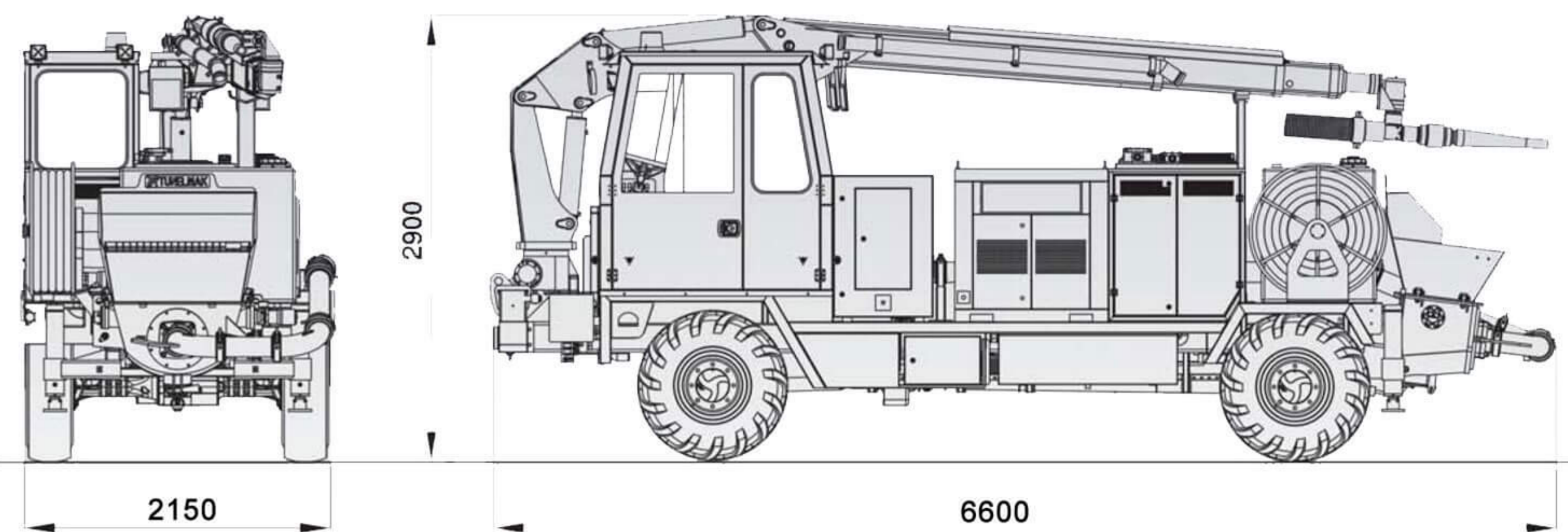
OPTIONAL ADDITIONS

- Concrete hopper extension
- Remote control with radio frequency
- Automatic central lubricator
- Water wash-out pump
- Custom painting
- Custom specifications (tailor-made)
- Air compressor
- Additive tank heater
- Skid mounting (for inst. to other truck)
- Stationary boom (for inst. to other truck)

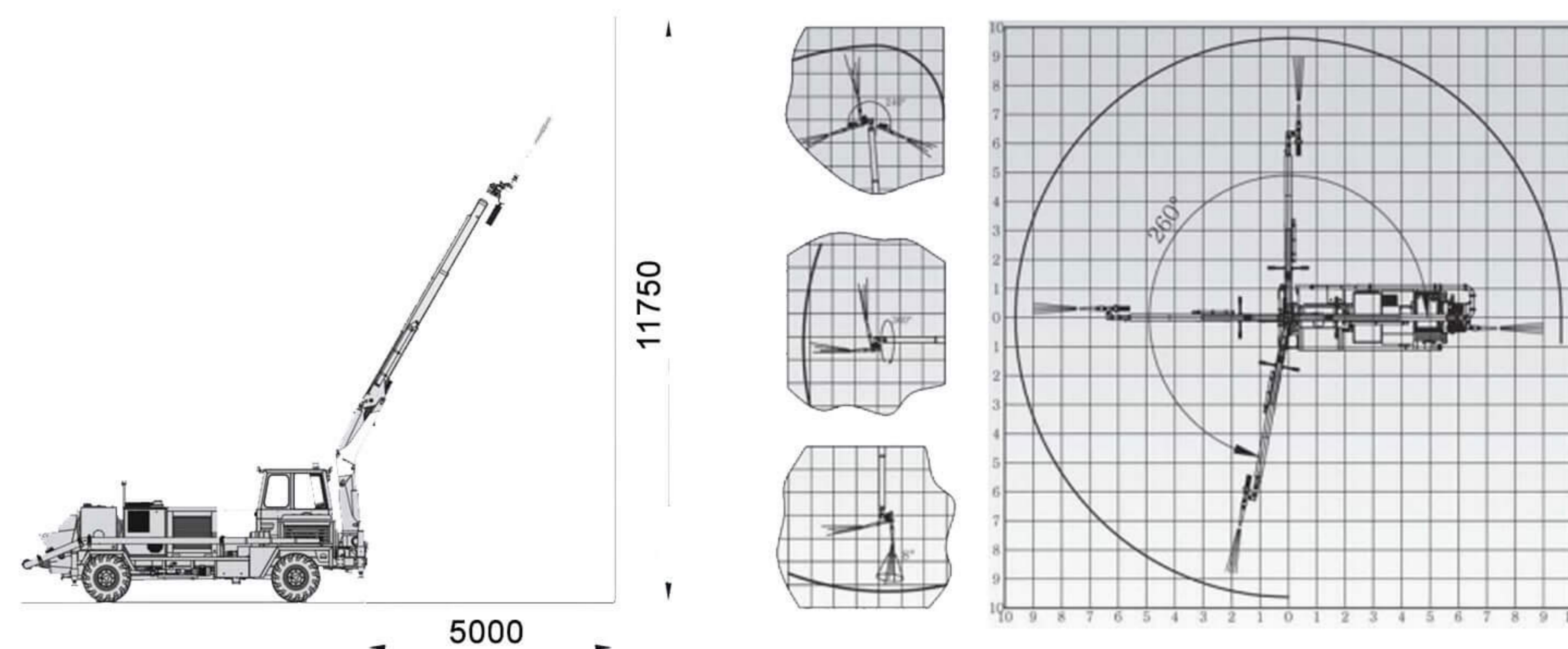
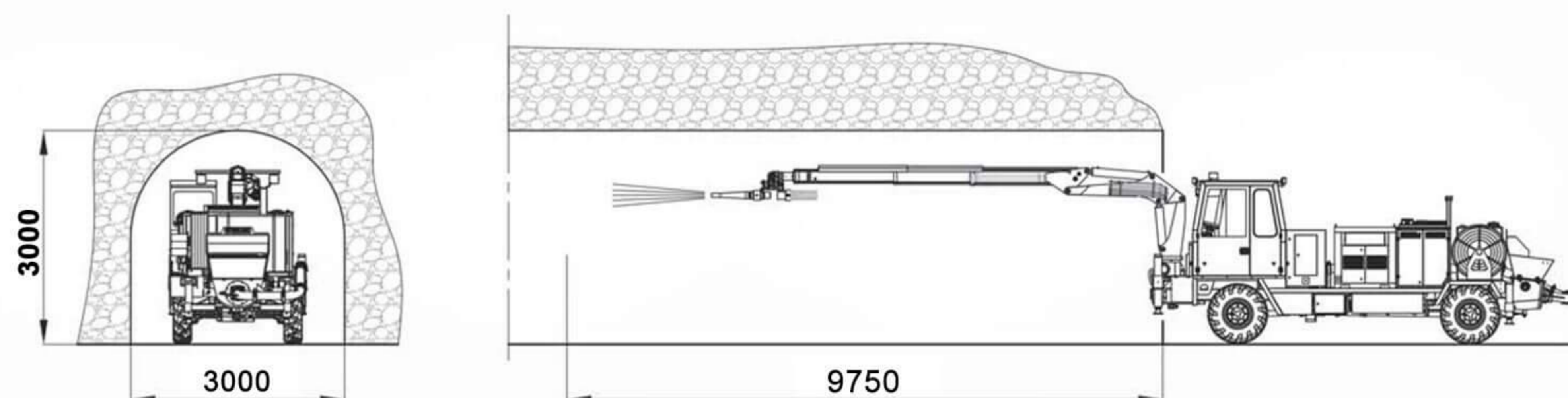
TEKKÖK® SHW-2200 SHOTCRETE TRUCK WITH BOOM

www.tekkok.com.tr

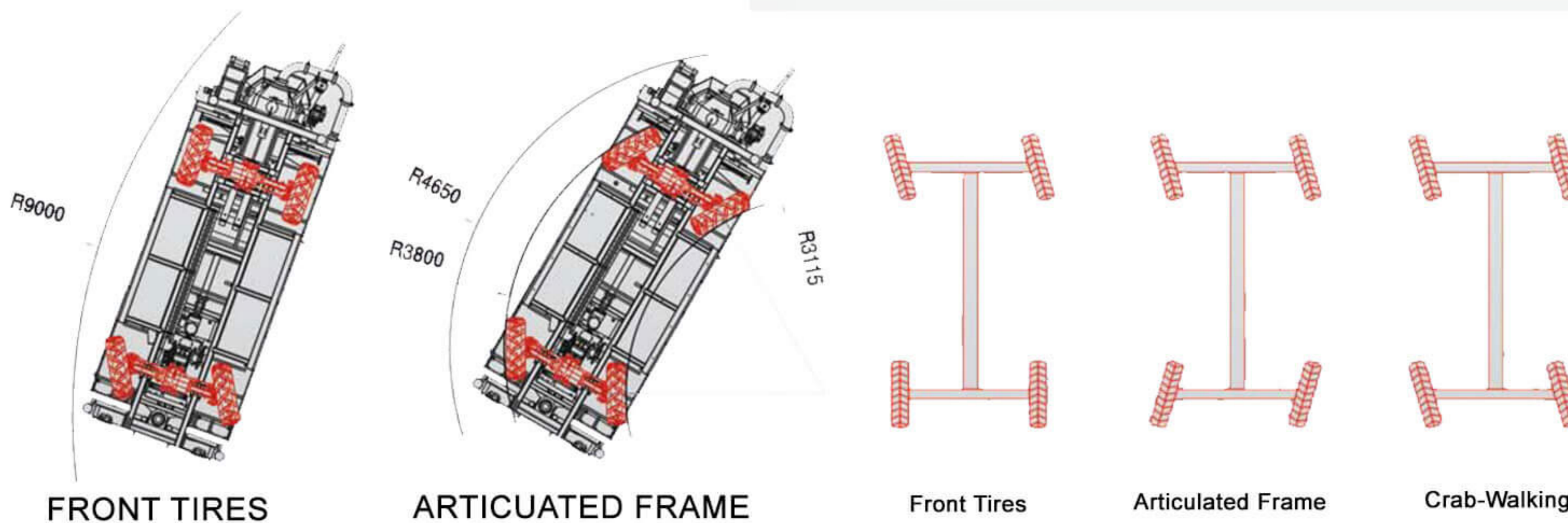
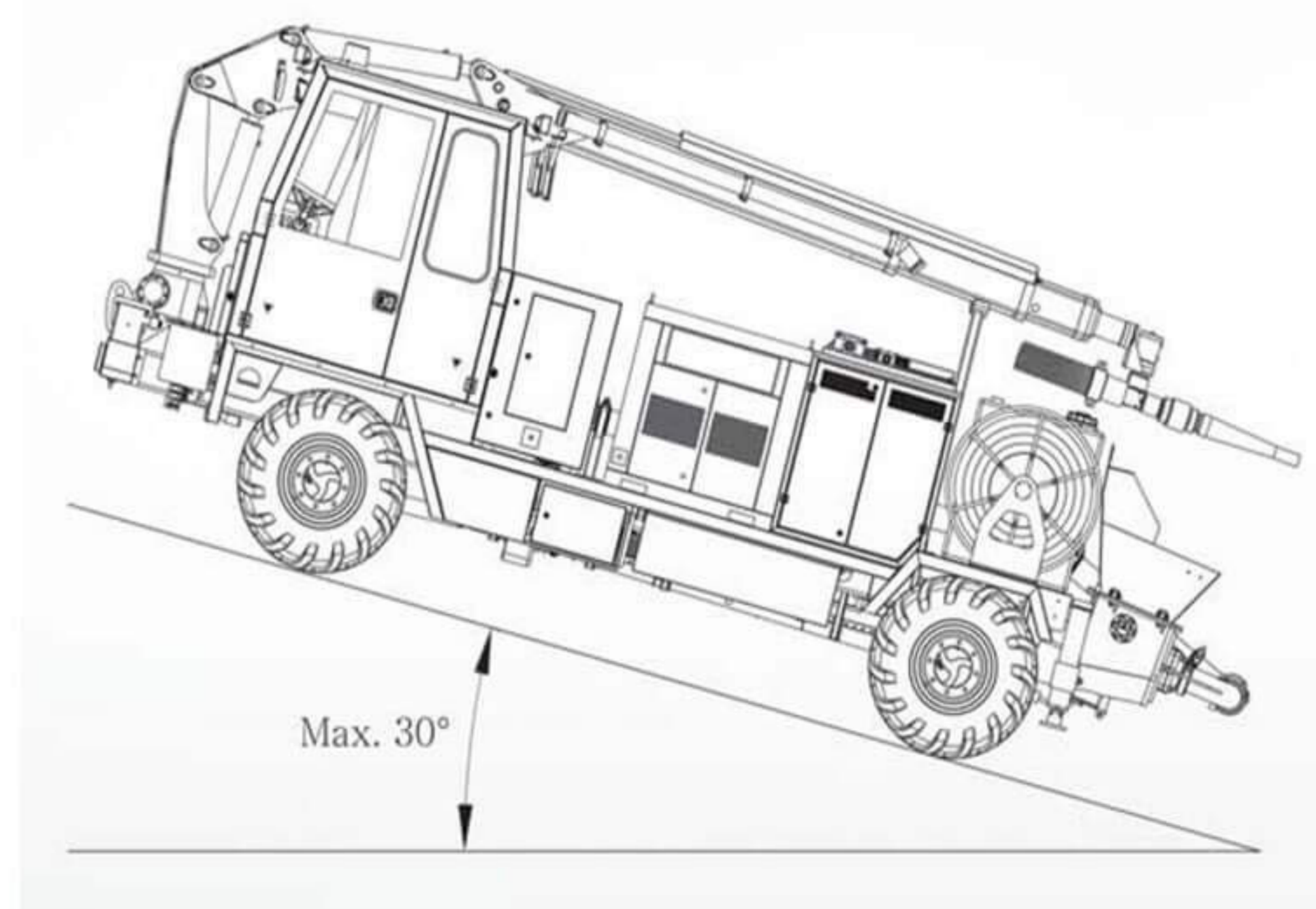
VEHICLE DIMENSIONS



SHOTCRETE DIAGRAM



ARTICULATED FRAME CRAB-WALKING STEERING



FRONT TIRES

ARTICULATED FRAME

Front Tires

Articulated Frame

Crab-Walking



www.tekkok.com.tr | hetco@tekkok.com.tr

MADE in TURKEY